

Azaan International School

Activity sheet II (2019-20)

Grade - II

Sec: _____

Subject-English

Name: _____

Date: _____

I. Fill in the blanks with the correct action words.

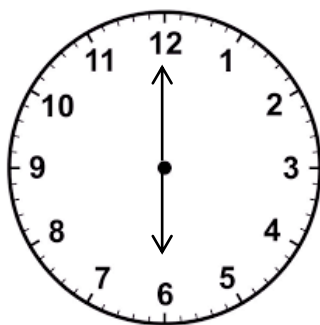
1. I _____ (play/wash) my hands before eating my food.
2. I _____ (play/run) football with my friends in the park.
3. I _____ (drink/eat) milk every morning.
4. I _____ (brush/comb) my hair every day.
5. I _____ (read/write) story books every evening.

II. Unscramble the letters to spell the action words.

1. ylf- _____
2. ylp- _____
3. rdea- _____
4. wtrie- _____
5. wims- _____

III. Show the time of the given actions by drawing hands on the clock.

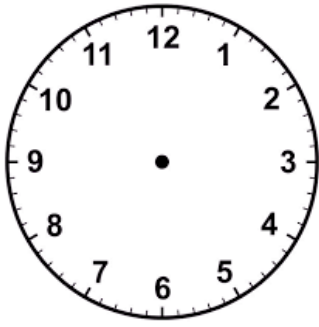
Example:



Wake up

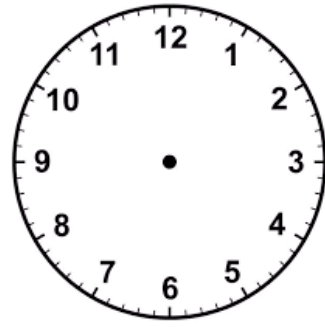
At 6 'o' clock

In the morning



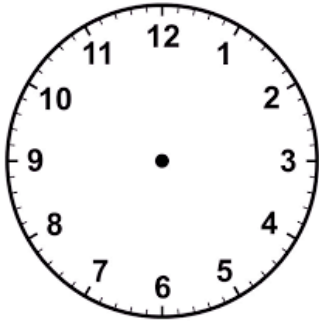
Have Breakfast

At _____ in the evening



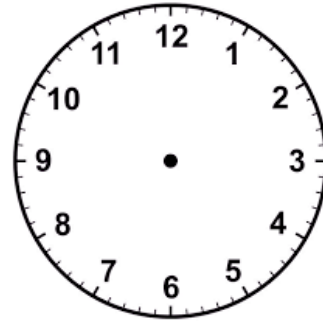
Go To Play

At _____ in the morning



Have Dinner

At _____ at night



Go To Sleep

At _____ at night.

Azaan International School

Activity sheet II (2019-20)

Grade – II

Sec: _____

Subject-E.V.S

Name: _____

Date: _____

Lesson : 12. Places in our neighborhood.

And 13. People who help us.

I. List the different places which are there in our neighborhood.

a. _____

b. _____

c. _____

d. _____

II. Fill in the blanks.

1. The area near our house is called our _____. [neighborhood/market]

2. A _____ has many shops that sell things we need. [market/ park]

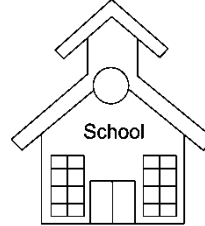

3. A teacher teaches us many things in _____. [school/ hospitals]

4. A _____ has many doctors and nurses. [post office/hospitals]

5. A _____ makes and repairs furniture. [tailor/ carpenter]

6. A _____ grows food for us to eat. [postman/farmer]

III. Match the following.



IV. Choose the correct answer.

1. Who mends our shoes. []
a. butcher b. cobbler c. postman
2. A vehicle that takes us to a hospital in case of an emergency. []
a. bus b. aeroplane c. ambulance
3. A shop from where we get medicines. []
a. stationery shop b. green grocer c. chemist's shop
4. Where do we go when we are sick or hurt. []
a. police station b. hospital c. school

5. People go there for reading books . []

a. hospital b. park c. library

6. Which of these a tailor does to help us? []

a. puts out fires b. stitches clothes c. grows food

7. A person who sells fruits and vegetables. []

a. green grocer b. mason c. postman

V. True or false.

1. We get fruits and vegetables on stationery shop. []

2. We go to school to buy medicines. []

3. We go to a post office to buy stamps, post cards and stamped envelopes. []

4. A dispensary is not as big as a hospital. []

5. We call the fire station to help for put out fire. []

6. A farmer sells fruits and vegetables. []



7. A carpenter makes and repairs our furniture. []

8. An architect designs buildings. []

9. A teacher looks after us when we are sick. []

10. We dial 102 to call an ambulance. []

I. नीचे दिए गए वर्णों की शब्द लिखिए -



II. वर्णों को जोड़कर शब्द बनाइए -

1. प + य + ध + ट = _____

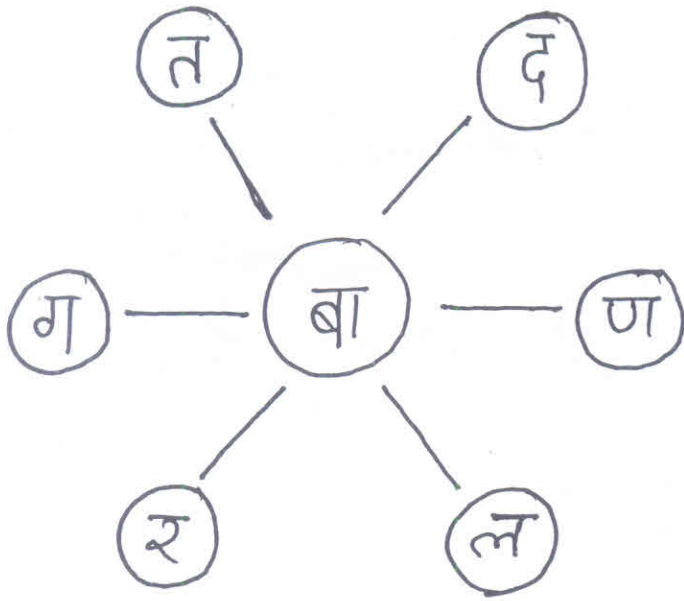
2. फ + ल + न + ट = _____

3. व + ट + ह + न = _____


4. श + उ + क + न + ट = _____

5. ब + क + श + र = _____


III. 'बा' के साथ अक्षर मिलाकर शब्द बनाइया -



IV. एक से दस तक की गिनती लिखिया -



۱ خالی جگہ کو تصویر دیکھ کر ”یہ“ اور ”وہ“ میں مکمل کیجئے :-



_____ آم ہے۔

_____ درخت ہیں۔



_____ کتاب ہے۔



_____ جوتے ہیں۔

۱۱ درخت کے دائروں میں تشدید والے الفاظ لکھیے



Azaan International School

Activity sheet II (2019-20)

Grade - II

Sec: _____


Subject-Math

Name: _____ Date: _____

Chapter-10: Division Readiness

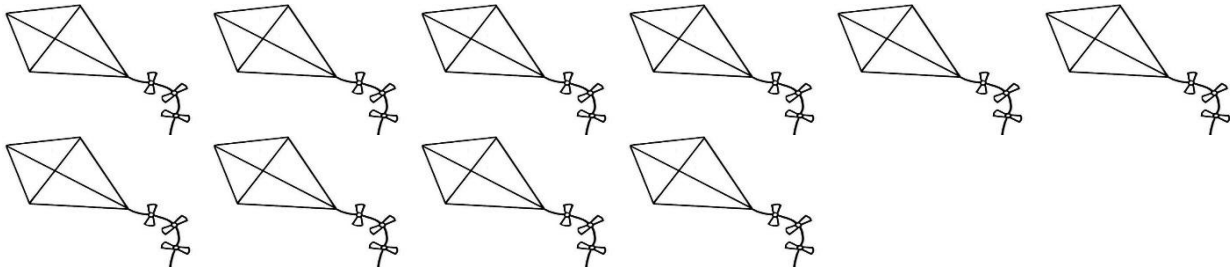
I. Form groups for each of the following.

a) 12 balloons in groups of 3 each.



_____ groups of 3 balloons each.

b) 10 kites in groups of 2 each.



_____ groups of 2 kites each.

c) 8 candies in groups of 4.



_____ groups of 4 candy each.

II. Danish bought 12 stickers. He put 6 stickers in a box. How many boxes does he need to put the stickers in groups of 6?

$$\square - \square = \square$$

$$\square - \square = \square$$

Danish needs _____ boxes to keep stickers.

Work space